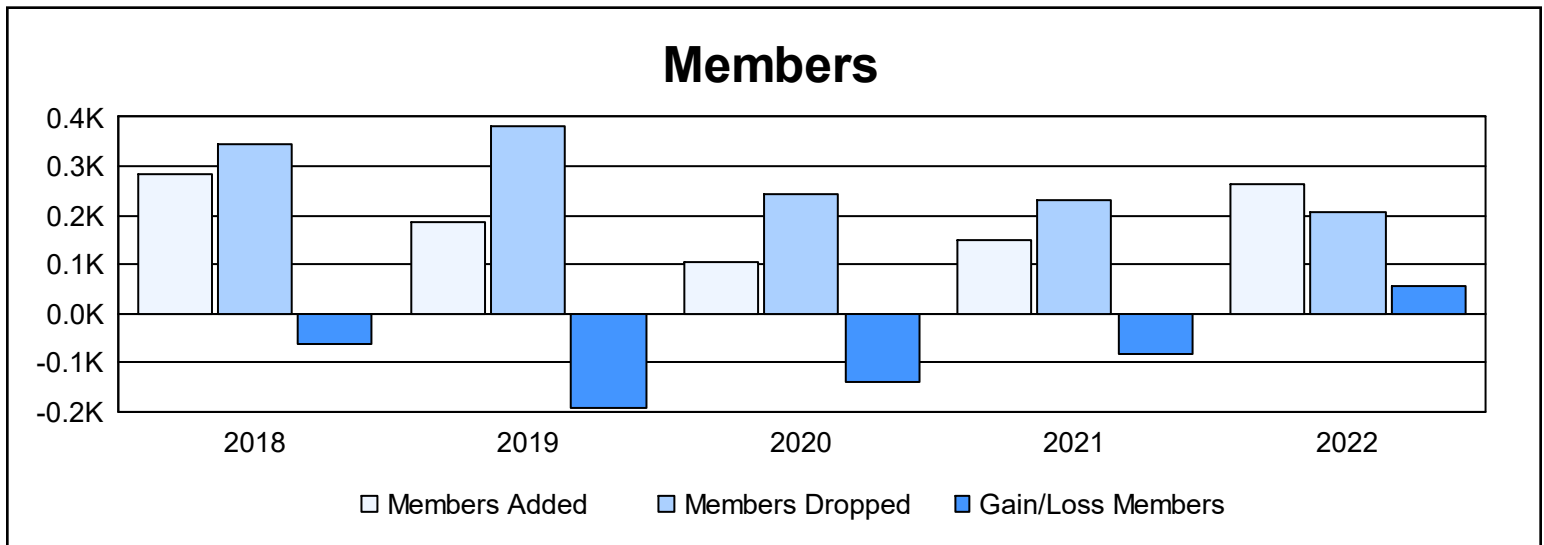
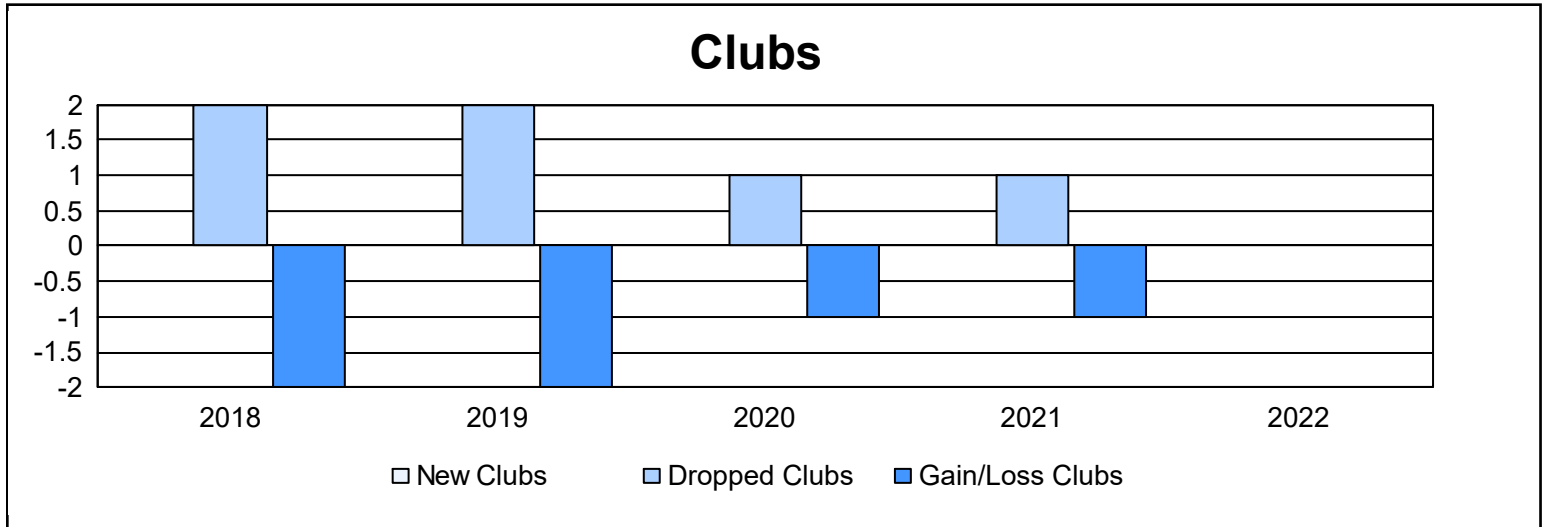
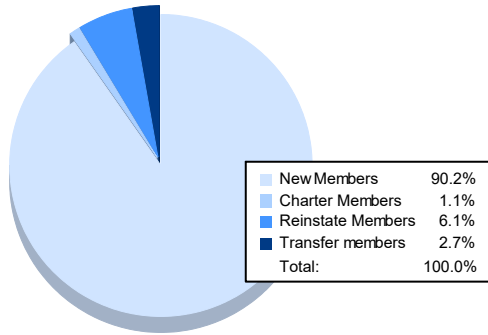


| Year           | New Clubs | Dropped Clubs | Gain/ Loss Clubs | New Members | Charter Members | Reinstate Members | Transfer Members | Total Member Added | Total Members Dropped | Gain/ Loss Members |
|----------------|-----------|---------------|------------------|-------------|-----------------|-------------------|------------------|--------------------|-----------------------|--------------------|
| 2017-2018      | 0         | 2             | -2               | 248         | 4               | 17                | 14               | 283                | 345                   | -62                |
| 2018-2019      | 0         | 2             | -2               | 179         | 0               | 1                 | 8                | 188                | 382                   | -194               |
| 2019-2020      | 0         | 1             | -1               | 91          | 1               | 8                 | 3                | 103                | 243                   | -140               |
| 2020-2021      | 0         | 1             | -1               | 134         | 0               | 10                | 5                | 149                | 232                   | -83                |
| 2021-2022      | 0         | 0             | 0                | 238         | 3               | 16                | 7                | 264                | 208                   | 56                 |
| <b>Average</b> | <b>0</b>  | <b>1</b>      | <b>-1</b>        | <b>178</b>  | <b>2</b>        | <b>10</b>         | <b>7</b>         | <b>197</b>         | <b>282</b>            | <b>-85</b>         |



### Membership Composition June 2022 Cumulative



### Gender Composition June 2022 Cumulative

